

# Key figures

Produced by CCI Normandie

**€ 27,087**  
GPD per capita  
(Ranked 7<sup>th</sup> nationally)



**1 278 700** jobs

**€ 1.2 billion**  
R&D expenditure  
1.4 % of GDP

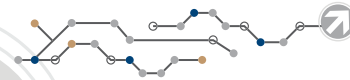
**90%** of paid employment

**5** departments  
**2 651** towns

**29,907** km<sup>2</sup>



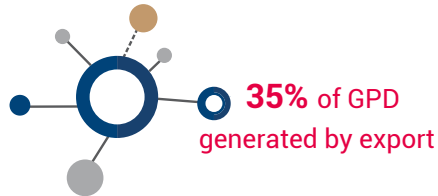
**11.1%** of French  
electricity production



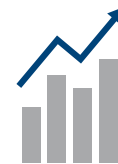
**6** competitiveness  
clusters

**22,030** companies created

**15.3** million visitors  
in tourist sites



**286,400** job seekers  
(A, B, C categories)

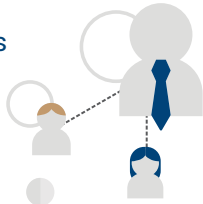


**92,200**  
recruitment projects

**252,840** companies  
92.5% of head offices

**3.3** million inhabitants

**104,500**  
students



**€ 91.7** Billions  
GPD  
(Ranked 10<sup>th</sup> nationally)



 **CCI NORMANDIE**